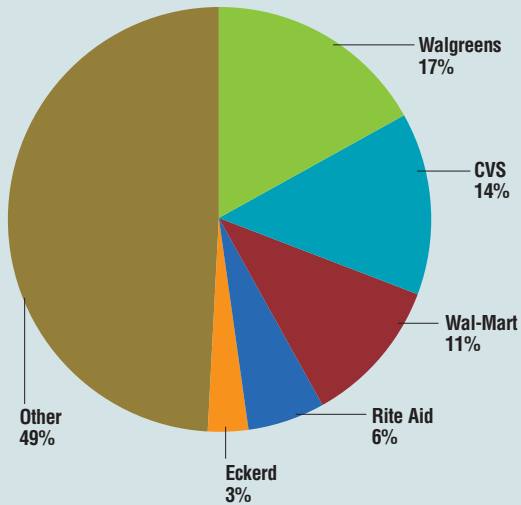


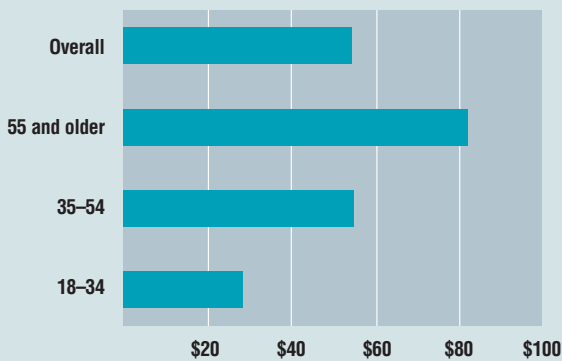
# BY THE NUMBERS

## Drug deals

Where do you fill your prescriptions?



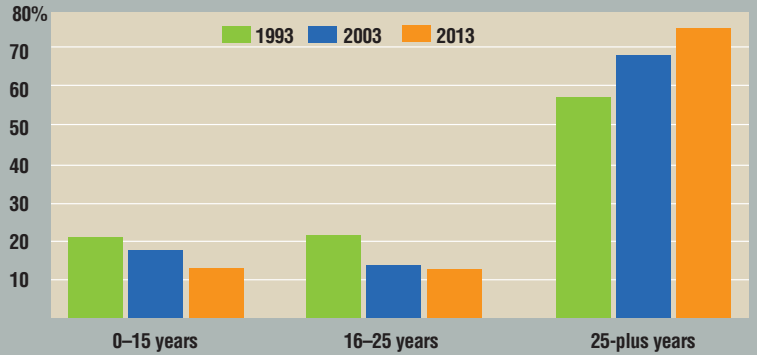
How much do you spend on prescription drugs every month?



Prescription drugs are big business for such chains as Walgreens and CVS. The largest U.S. drugstore chains are holding their own against market-share grabber Wal-Mart, in part because consumers put convenience above all when filling prescriptions, according to a survey of 8,000 consumers.

Source: BIGResearch

## U.S. housing units (by age)



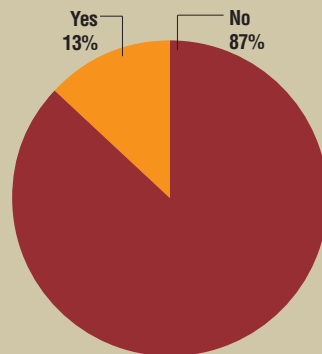
Home improvement retailers see a bright future ahead in the U.S., where almost 75 percent of the existing supply of homes will be 25 or more years old and probably in need of renovation or refurbishment within a decade.

Source: Harvard Joint Center for Housing Studies

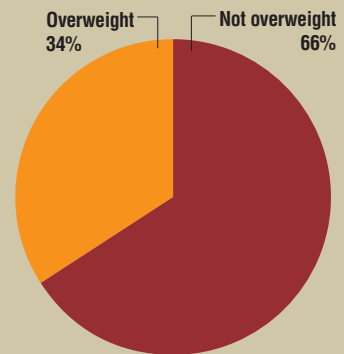
## Weighty matters

Most moms of overweight children are still trying to stuff their offspring into normal-size clothes. Plus-size adults shop at special stores, but mothers don't shop that way for their children, especially when they see their child as "average size."

Is your child overweight?



U.S. children age 9-12



Source: NPD Group

## Top U.S. micromarkets

Micromarket	Annual income growth (2005-2010)	2005 shopping center GLA per capita (2005)
Palm Coast, Fla.	8.81%	8.70 sf
The Villages, Fla.	7.87	3.10
Kill Devil Hills, N.C.	6.71	22.31
Fort Leonard Wood, Mo.	6.61	5.25
East Stroudsburg, Pa.	6.16	14.55
Bozeman, Mont.	5.99	12.28
Silverthorne, Colo.	5.90	32.57
Granbury, Texas	5.81	2.57
Hilton Head Island-Beaufort, S.C.	5.79	26.37
Lexington Park, Md.	5.74	22.46
Rio Grande City, Texas	5.70	1.35
Daphne-Fairhope, Ala.	5.57	18.49
Dunn, N.C.	5.52	3.90
Lake Havasu City-Kingman, Ariz.	5.47	7.76
Edwards, Colo.	5.31	5.36
Seaford, Del.	5.30	14.22
Pahrump, Nev.	5.15	7.03
Statesville-Mooresville, N.C.	5.04	22.91
Calhoun, Ga.	4.82	15.05
Shelbyville, Tenn.	4.62	3.44
<b>U.S. AVERAGE</b>	<b>3.77%</b>	<b>16.5 sf</b>

Sources: Claritas, CoStar Group/National Research Bureau

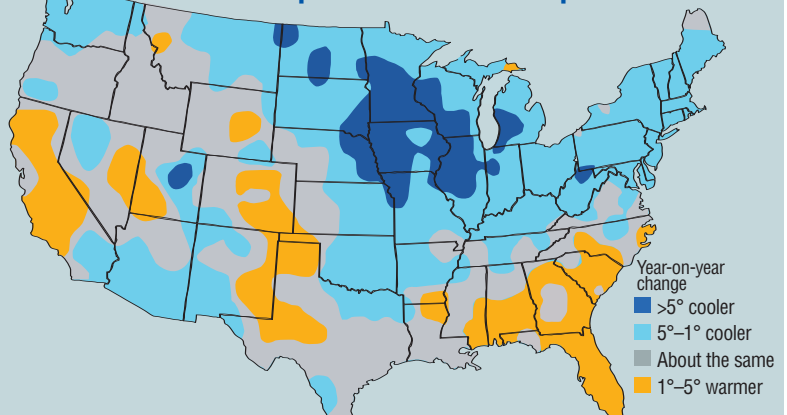
## Germans top global tourists

Country	Outgoing tourism dollars (millions)	Incoming tourism dollars (millions)
1 Germany	\$64,689	\$22,984
2 United States	56,613	64,509
3 United Kingdom	48,477	22,752
4 Japan	28,959	8,848
5 France	23,576	37,038

German tourists spent the most money on tourism outside of their own country in 2003, according to the most recent figures available in one market study.

Source: World Tourism Organization

## Cooler April could be a damper



A relatively cool and rainy April will probably put a damper on spring sales through Easter this year. Look for some warmer and drier days, however, sometime around the 25th. This nationwide surge of spring temperatures could very well save the day for retail sales, especially seasonal categories.

Source: Weather Trends International (an SDI company)